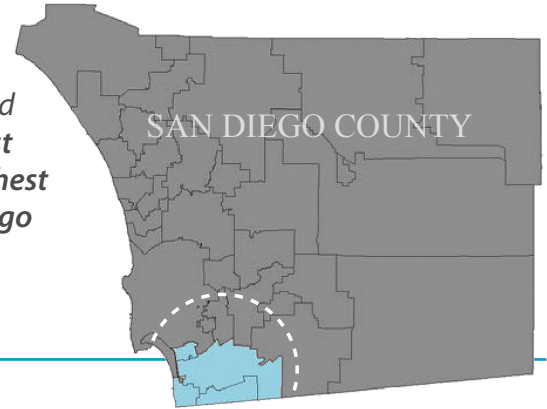
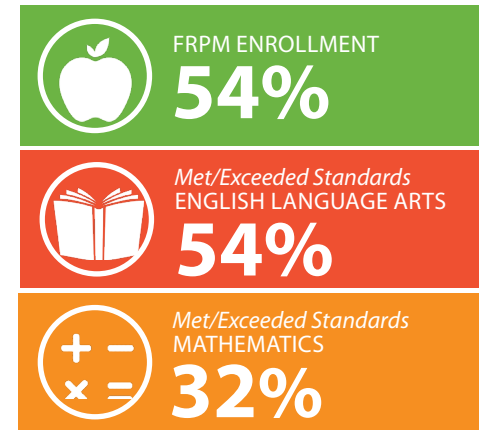
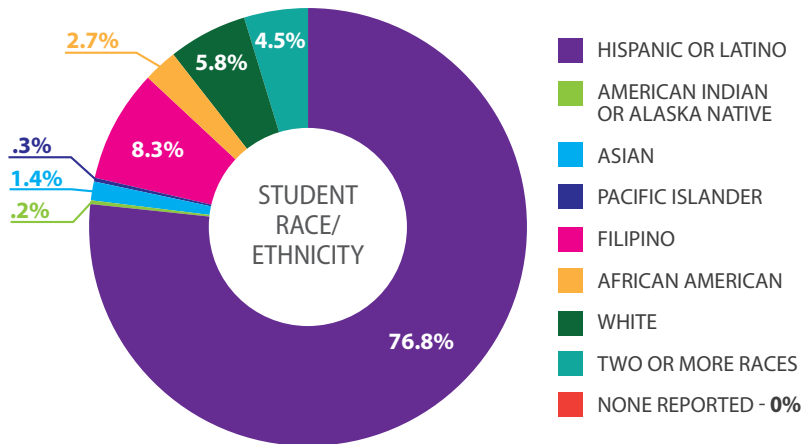


SWEETWATER UNION HIGH SCHOOL DISTRICT

Sweetwater Union High School District is headquartered in Chula Vista and has a year-round calendar. Feeder districts are Chula Vista Elementary, National, San Ysidro and South Bay Union. **Of note, this district has one of the lowest FRPM rates of the schools profiled but has the second highest number of FRPM-enrolled students (19,194) after San Diego Unified School District.**



STUDENT DEMOGRAPHICS



DISTRICT SNAPSHOT

SCHOOLS IN DISTRICT CLAIMING FREE & REDUCED PRICE MEALS (FRPM)*		ELEM	MIDDLE	HIGH	CHARTER	TOTAL
CDE 2015-2016 SY	Number of Schools Claiming FRPM Reimbursement*		11	10	2	23
	Number of Students in these Schools		11,512	23,208	690	35,410
	Number of Students Enrolled in FRPM		6,844	11,835	515	19,194
	Percentage of Students Enrolled in FRPM		59%	51%	75%	54%
CDE 2016-2017 SY	<input type="checkbox"/> Schools with Community Eligibility Provision (CEP)		0	0	0	0
	<input type="checkbox"/> Schools with Provision 2		0	0	0	0
	<input checked="" type="checkbox"/> Schools Eligible but not Participating in CEP or Provision 2		6	4	2	12
	Number of Schools with Pantry or Food Distribution		0	0	0	0
Number of Schools with Backpack Program			0	0	0	0

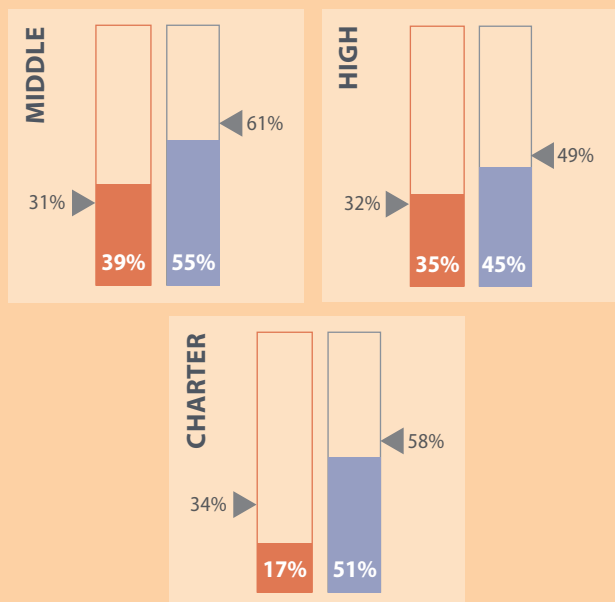
* The following school types are excluded from this analysis: Alternative Schools of Choice, Continuation High Schools, County Community, District Community Day Schools, Juvenile Court Schools, Opportunity Schools, Preschool, Special Education Schools (Public), State Special Schools, Youth Authority Facilities. Analysis includes 90% of FRPM-enrolled students in county.



Percentage of FRPM-Enrolled Kids Eating SCHOOL BREAKFAST

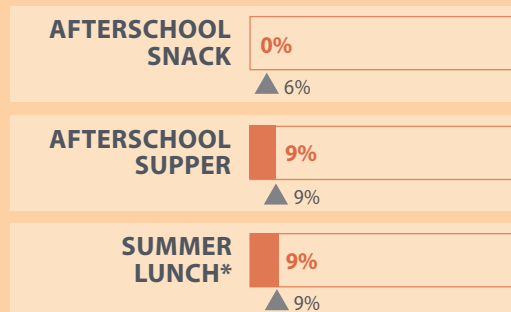
(compared to those eating school lunch)

BREAKFAST LUNCH COUNTYWIDE COMPARISON



Percentage of FRPM-Enrolled Kids Eating AFTERSCHOOL & SUMMER MEALS

DISTRICT + COMMUNITY ORGS COUNTYWIDE COMPARISON



SCHOOL BREAKFAST

- ♦ **Sweetwater Union High School District (SUHSD)** has 23 schools claiming *Free & Reduced Price Meals*, 12 of which are eligible for Provision 2. Implementing P2 and serving *universal free meals* to all students could increase breakfast and lunch participation.
- ♦ The *Grab n' Go* breakfast service model is recommended for all P2 and non-P2 schools, and can be provided before or after the bell, or during a nutrition break later in the morning.

AFTERSCHOOL & SUMMER MEALS

- ♦ SUHSD is already a CACFP sponsor and serving supper instead of a snack. The district could explore providing supper for additional afterschool activities such as sports teams and clubs to reach more youth.
- ♦ Year-round districts have summer breaks extending 6.5 to 7.5 weeks – a significant period without the nutrition support of school meals. SUHSD provided summer meals at 11 school sites in 2016. Additional summer meal sites are sponsored by SUHSD's feeder districts. Cross-promotion to families in all districts is recommended to ensure they know about all sites in their neighborhoods, regardless of sponsor.
- ♦ School-based charitable food distributions at the highest-need schools is also recommended.

MISSED OPPORTUNITIES to Feed Eligible Kids in 2015-16

12,295 KIDS
MISSED SCHOOL BREAKFAST

Federal Dollars Untapped:
\$3,009,816

17,493 KIDS

MISSED AFTERSCHOOL SUPPER

Federal Dollars Untapped:
\$9,666,632

17,392 KIDS

MISSED SUMMER LUNCH*

Federal Dollars Untapped:
\$1,794,507

* Includes summer supper.

** Year-round districts have the same number of school days (180) and vacation days (185) as districts with a traditional academic calendar.